

# ENROLMENT MANAGEMENT PLAN

## STUART PARK PRIMARY SCHOOL

as at May, 2017

*A school that has reached 85 per cent operating capacity must develop an Enrolment Management Plan as outlined in the Enrolment Management and Priority Enrolment Guidelines. The school has 10 business days to submit its Enrolment Management Plan to the Regional Director for endorsement. Enrolment Management Plans are to be submitted to the Executive Director (North/South) for approval. Independent public school plans are approved by the Chief Executive, or delegate.*

Stuart Park Primary School recognises its obligation to ensure students living within the priority enrolment area have access to educational services and facilities at this school. Current enrolments are at a level requiring the school to place restrictions on out-of-priority enrolment area enrolments to ensure that it meets its educational obligations to local students.

This Enrolment Management Plan is aligned with the Department of Education Enrolment Management and Priority Enrolment Guidelines and outlines the measures that are currently in force at Stuart Park Primary School

### Operational capacity

The maximum operational capacity of the school is 535 students in primary and 88 in preschool.

The current number of enrolments at the school is 558 students in primary and 79 in preschool.

This equates to 90% per cent operational capacity in preschool and 104% operational capacity in the primary school.

### Current statistics

Current student numbers by year level are:

*Complete the relevant section based on the school's student enrolments. PEA = priority enrolment area. Middle and senior secondary schools may also be required to provide statistics regarding student enrolments in subjects provided at the school.*

	Year level	Students from inside PEA	Students from outside PEA	Total students	No. of classrooms
Primary School	Transition	59	22	81	4
	1	70	23	93	4
	2	53	29	82	3
	3	50	20	70	3
	4	59	31	90	4
	5	46	26	72	3
	6	43	23	66	2

## Priority enrolment area

The priority enrolment area is outlined in the map at

<https://education.nt.gov.au/education/policies/enrolment/priority-enrolment-area-maps-2017>. This covers the Stuart Park side of the Stuart Highway from McMinn Street to Berrimah Road and includes Stuart Park, Woolner, Bayview, Tipperary waters and Winnellie.

The number of students currently enrolled who reside outside the priority enrolment area is 191 students though 127 of these were in the Priority Enrolment Area at enrolment.

## Population growth forecasts

The area serviced by Stuart Park Primary School is predicted to be a future growth area and there is a Darwin City Master Plan that indicates quite a lot of infill will occur that will lead to population increases.

## Assessment criteria

Enrolment applications for a student who **resides within** the priority enrolment area will be accepted. Parents who wish to enrol a child in the school must demonstrate that the student's primary place of residence is within the priority enrolment area.

The Priority Enrolment will apply to preschool and primary school enrolments.

All enrolment applications for students who **reside outside** the priority enrolment area will be assessed using the following criteria:

Siblings of students currently enrolled in the school.  
Children of staff members.

## Priority enrolment area enrolment contingency

The school has had a Priority Enrolment Policy in place since 2007 and enrolments have continued to grow. The operational capacity has been reached and so all applications for enrolment in the preschool and primary school from students residing outside the priority enrolment area will be declined.

## Enrolment management strategies

The following enrolment management strategies will apply while this Enrolment Management Plan is in force.

1. Strict adherence to the priority enrolment area assessment criteria for acceptance of future enrolments.
2. Advise families that we will no longer accept enrolments into the preschool from families living outside the Priority Enrolment Area even if the child attends a local child care. (School Council decision 15<sup>th</sup> May, 2017)
3. Increasing capacity through maximising the use of available infrastructure. There is the opportunity to turn a Teacher Resource Room into a classroom in a short amount of time though this would then deny the school of the only non-classroom teaching space for large group work.
4. Two rooms are used for specialist Science and Performing Arts programs and these would have the possibility of being used as classrooms.

Additional strategies being undertaken by the school include:

5. Larger classes and mixed year level classes will be formed in 2018 if necessary.

## Date to be published




The Enrolment Management Plan for Stuart Park Primary School will be published on the following sites:

- Department of Education website [www.education.nt.gov.au](http://www.education.nt.gov.au)
- Stuart Park Primary School website

## Review

This Enrolment Management Plan will remain in force until enrolments fall to seventy-five per cent, or below, operational capacity. The plan is to be reviewed annually or more frequently if required to reflect a significant change in enrolments and/or the operational capacity of the school.

## Approval

Prepared by:	
<u>BERNARD BREE</u> 	<u>26/5/17</u>
Principal name and signature	Date
Endorsed by:	
 <u>A. Chatterton</u>	<u>27/5/17.</u>
Regional Director name and signature	Date
Approved by:	
	<u>31/5/17</u>
Executive Director or Chief Executive name and signature	Date

